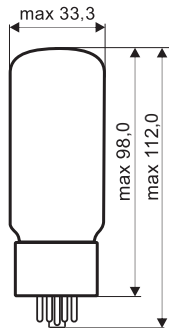
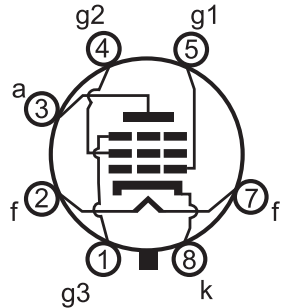


# EL34 II

A. F. OUTPUT PENTODE



## Base: OCTAL

$$U_f = 6,3 \text{ V}$$

$$I_f = 1,5 \text{ A}$$

## Typical Characteristics:

$$U_a = 250 \text{ V}$$

$$U_{g3} = 0 \text{ V}$$

$$U_{g2} = 265 \text{ V}$$

$$U_{g1} = -13,5 \text{ V}$$

$$I_a = 100 \text{ mA}$$

$$I_{g2} = 14,9 \text{ mA}$$

$$S = 11 \text{ mA/V}$$

$$R_i = 15 \text{ k}\Omega$$

$$\mu_{g2/g1} = 11$$

## Limiting Values:

$$U_{a0} = 2000 \text{ V}$$

$$U_a = 800 \text{ V}$$

$$W_{a(\max)} = 25 \text{ W}$$

$$U_{g20} = 800 \text{ V}$$

$$U_{g2} = 450 \text{ V}$$

$$W_{g2(\max)} = 8 \text{ W}$$

$$I_k = 150 \text{ mA}$$

$$U_{k/f} = 100 \text{ V}$$

$$R_{k/f} = 20 \text{ k}\Omega$$

## Capacitances:

$$C_{g1} = 15,5 \text{ pF}$$

$$C_a = 10 \text{ pF}$$

$$C_{a/g1} = 1,3 \text{ pF}$$



TRANSFER CHARACTERISTICS

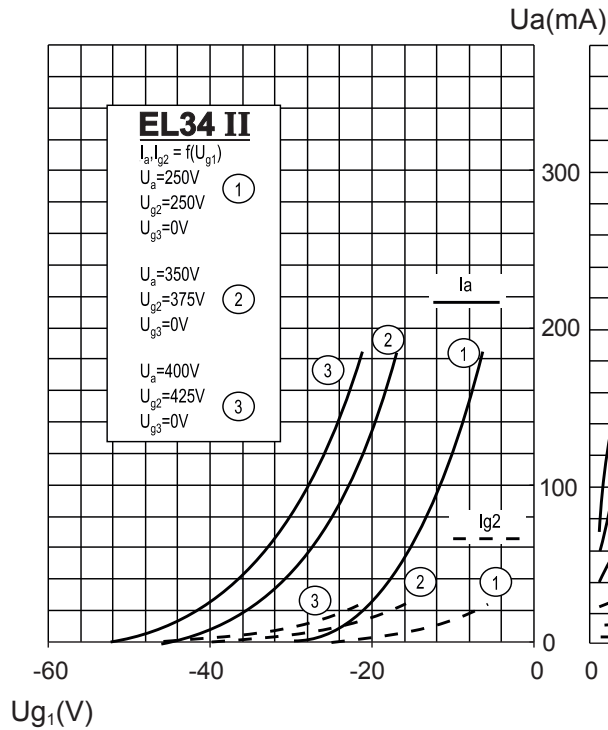


PLATE CHARACTERISTICS

