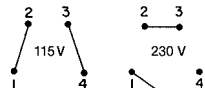
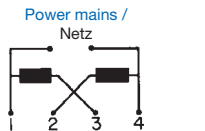


VOLTAGE SELECTOR SWITCHES / SPANNUNGSWÄHLER

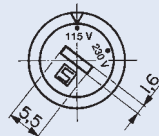
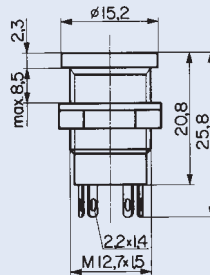
Series-parallel connections,
for panel mounting,
set by screwdriver
or coin.
Solder terminals



Serie-Parallelschaltung,
für Frontplattenmontage,<
mit Münze oder Schraubenzieher
einstellbar.
Lötanschlüsse



Internal contact arrangement for
series-parallel connection /
Interne Verbindung für
Serie-Parallelschaltung



Panel mounting hole /
Durchbruch in Montageplatte

